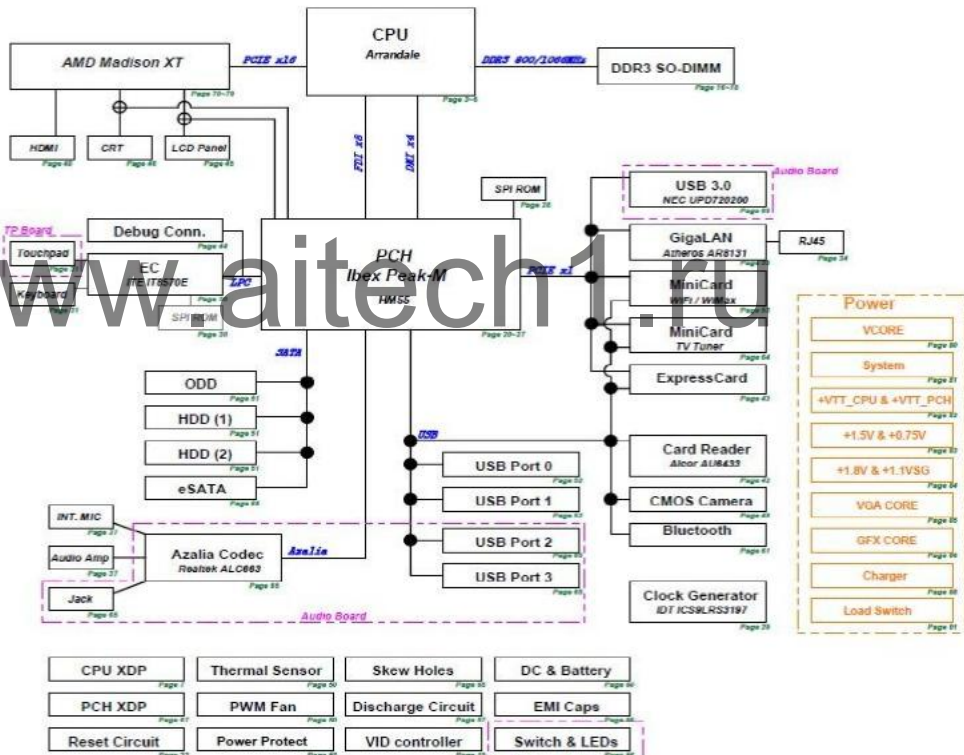


# N71JA Repair Guide

2010/01/08  
Janmouss\_chang  
CSC-GRMA

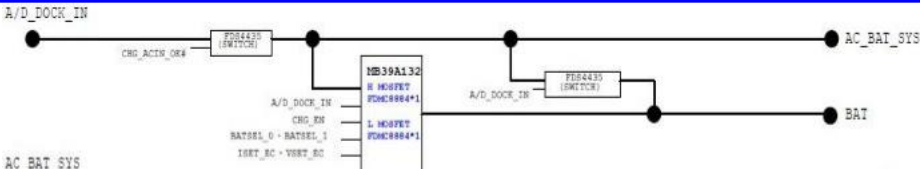
01. Block Diagram
02. System Setting
03. CPU / DMI PEG, FDI, CLK, MISC
04. CPU / DDR3
05. CPU / CFG, RSVD, GND
06. CPU / PWR
07. CPU / XDP
16. DIM / DDR3 SO-DIMM 0
17. DIM / DDR3 SO-DIMM 1
18. DIM / CA/DQ Voltage
19. CPU / VID Controller
20. SB / IBEX SATA, HD, RTC, LPC
21. SB / IBEX PCIE, CLK, SMB, PEG
22. SB / IBEX FDI, DMI, SYS, PWR
23. SB / IBEX DP, LVDS, CRT
24. SB / IBEX PCI, MVRAM, USB
25. SB / IBEX CPU, GPIO, MISC
26. SB / IBEX PWR, GND
27. SB / IBEX PWR, GND
28. SB / SPI ROM, SMBus
29. CLP / JCS9LR3197
30. KBC / IT8570E
31. KBC / KB & TP
32. RST / Reset Circuit
33. LAN / AR8131
34. LAN / RJ45 Conn.
37. AUD / SPKR, Woofer, Mic
42. CB / AU6433
43. CB / NewCard
44. BUG / NewCard & LPC
45. CRT / LVDS & CMOS
46. CRT / D-Sub
48. CRT / HDMI
49. FAN / Thermal Sensor & Fan
51. XDC / HDO & ODD CON.
52. USB / USB Port
53. PCI / WiFi, Wimax
56. LED / LED & Switch
57. DSG / Discharge
58. PRO / Protect
60. DC / DC & BAT IN
61. BT / Bluetooth
64. TUN / TV Tuner
65. ME / W2B conn. & NUT
66. E5A / E-SATA
67. OTH / IBEX XDP
68. OTH / EMI Cape
70. VGA / Madison Main (1)
71. VGA / Madison Main (2)
72. VGA / Madison VRAM A
73. VGA / Madison VRAM B
74. VGA / Madison Power (1)
75. VGA / Madison Power (2)
76. VGA / Madison Thermal / SS
77. VGA / Madison Straps
78. VGA / SG Display Switch
79. VGA / SG PWR Switch
80. PWR / VCore (NCP3218)
81. PWR / SYSTEM (RT8206A)
82. PWR / IO / VCCP / PCH (RT8202A)
83. PWR / IO / DDR (RT8202A + u7711)
84. PWR / +1.8V +1.1V (RT8015 + LDO)
85. PWR / VGA CORE (RT8202A)
86. PWR / RENDER CORE (RT8162D)
88. PWR / CHARGER (MB39A132)
91. PWR / LOAD SWITCH
93. PWR / SIGNAL
94. PWR / Flowchart
95. Revision History
96. Switch Board
97. Touchpad Board

## N71JA Block Diagram



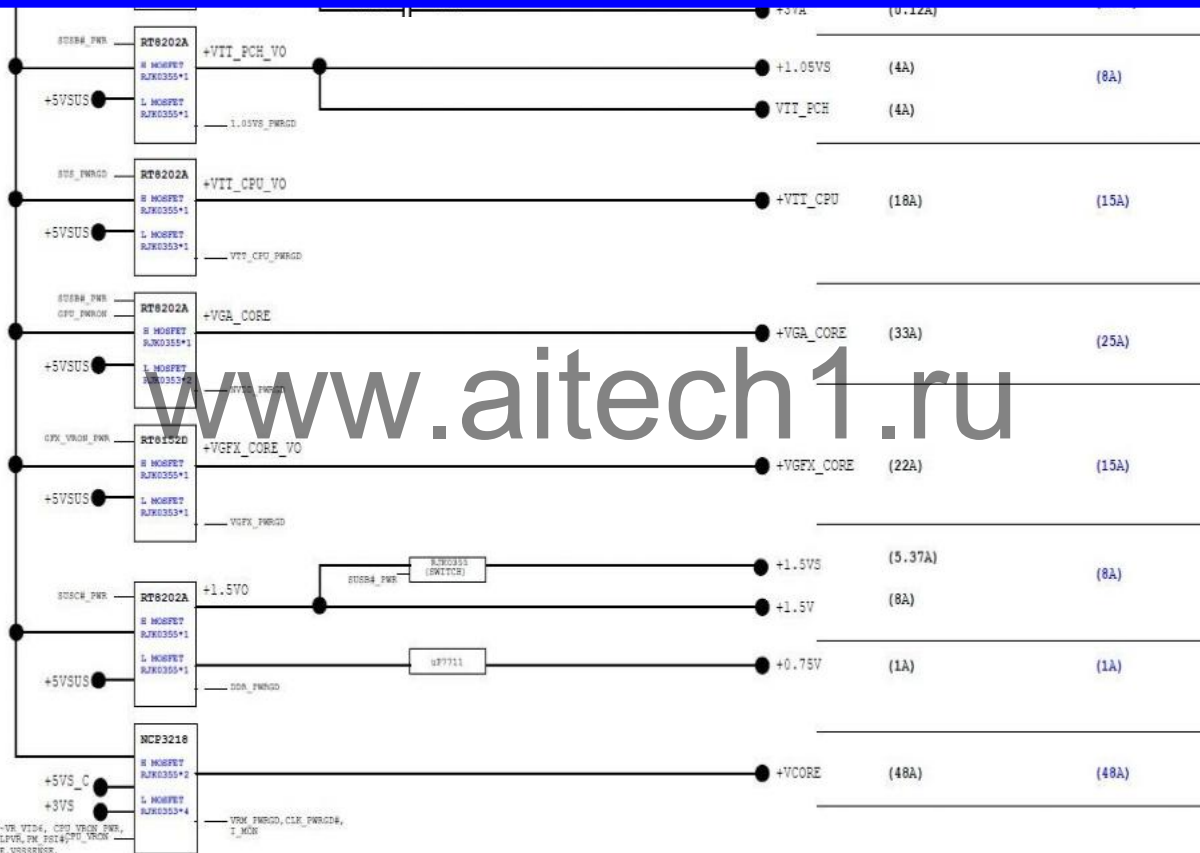
# N71JA Repair Guide

2010/01/08  
Janmous\_chang  
CSC-GRMA



		N71Ja Non-LAMT	Design rating
AC_BAT_SYS			
+12V		(10mA)	(10mA)
+12VS		(10mA)	(10mA)
+1.8VS		(2A)	(2A)
+3VS		(0.84A)	
+3V		(1.24A)	(5A)
+3VS		(3.71A)	
+5VSUS		(0.01A)	
+5V		(1.7A)	(5A)
+5VS		(3.76A)	
+5VA		(0.12A)	(0.1A)
+3VA		(0.12A)	(0.1A)
+1.05VS		(4A)	(8A)
VIT_PCH		(4A)	

2010/01/08  
Janmous\_chang  
CSC-GRMA




```
VR VIDE-VR VIDE, CPU VRON PWR,  
PM DFRSLPVR, PM PSI#, CPU VRON  
VOCSENSE, VBSSENSE,
```

2010/01/08  
Janmous\_chang  
CSC-GRMA



# N71JA Repair Guide(Top)

2010/01/08  
Janmous\_chang  
CSC-GRMA



# N71JA Repair Guide(Bottom)

2010/01/08  
Janmous\_chang  
CSC-GRMA

